


BIOSWING[®] Provokationsmodul

Montage und Bedienungsanleitung

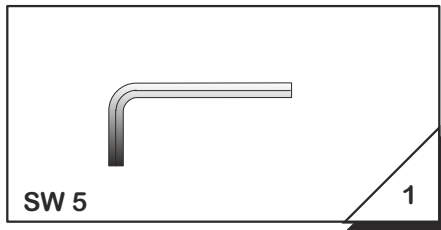
Assembly and operating instructions

Instructions de montage et service




BIOSWING Therapiesysteme

Beigefügtes Werkzeug / Attached tools / Outils joints



Diese Punkte fest verschrauben

Tighten fast these points
Visser fortement ces points



Diese Punkte leichtgängig verschrauben

Screw up these points easy to move
Visser légèrement ces points

Hinweis:

Die vollständigen Unterlagen und Therapieanleitungen zu den Produkten erhalten Sie auch im Internet unter - <http://www.bioswing.de/therapiesysteme> - im Download-Bereich.

Note:


You can receive in the Internet at - <http://www.bioswing.de/therapiesysteme> - in the download area, the complete documents and therapy instructions to the products.

Indication:

Vous pouvez recevoir dans L'internet sous L'adresse - <http://www.bioswing.de/therapiesysteme> - dans la rubrique téléchargement L'entière documentation et les instructions du produit.

Lieferumfang
Shipment
Contenu de la livraison

Montageteile / assembly parts / pièces de montage



Kleinteile / small parts / pièces détachées

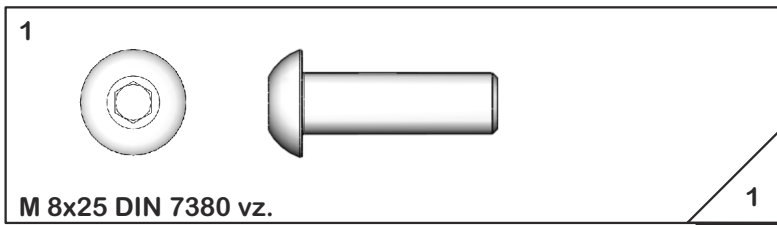

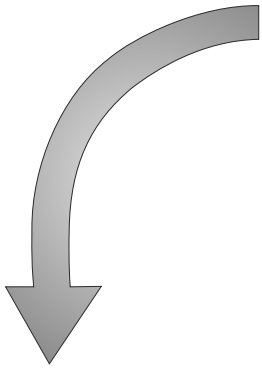
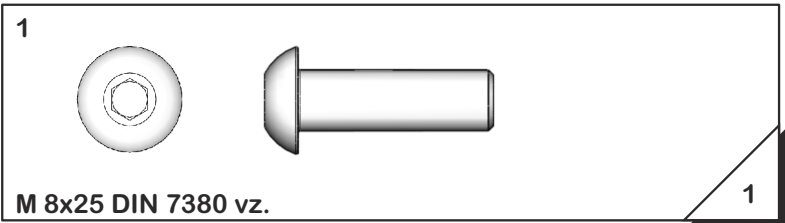
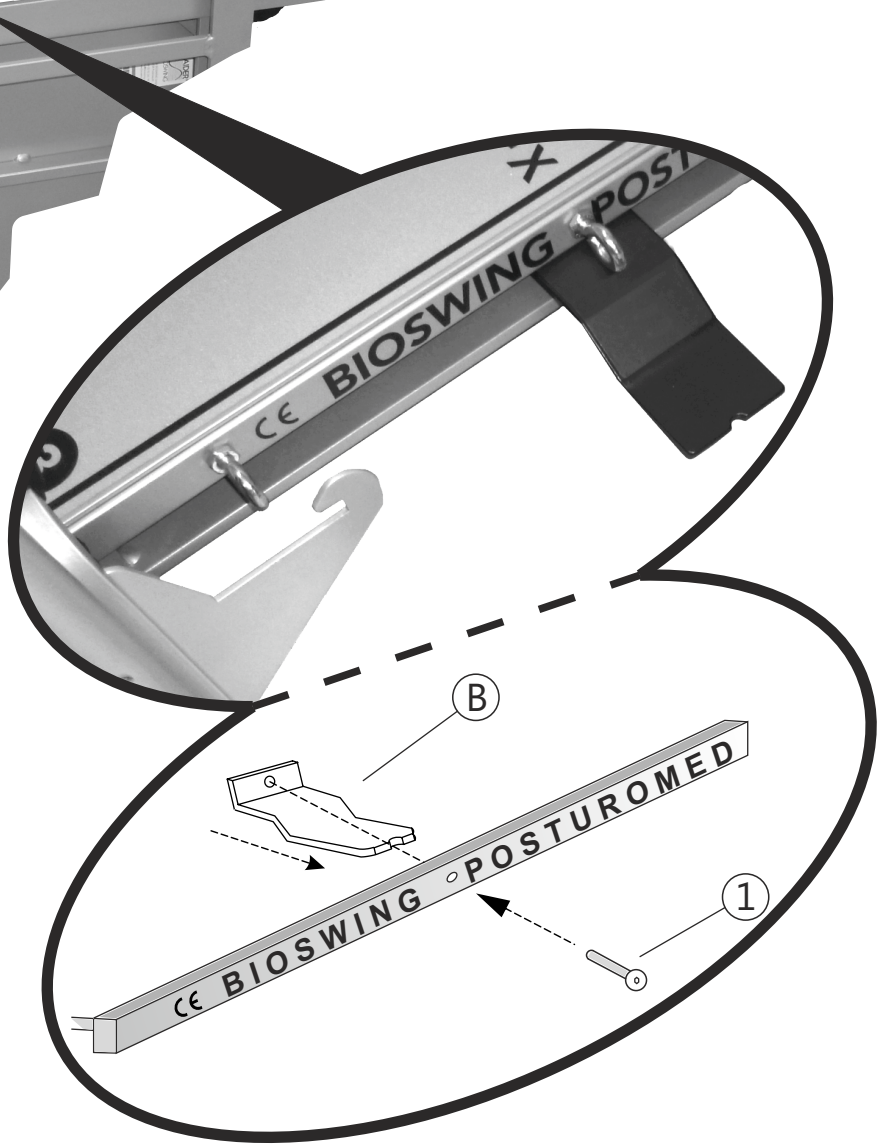


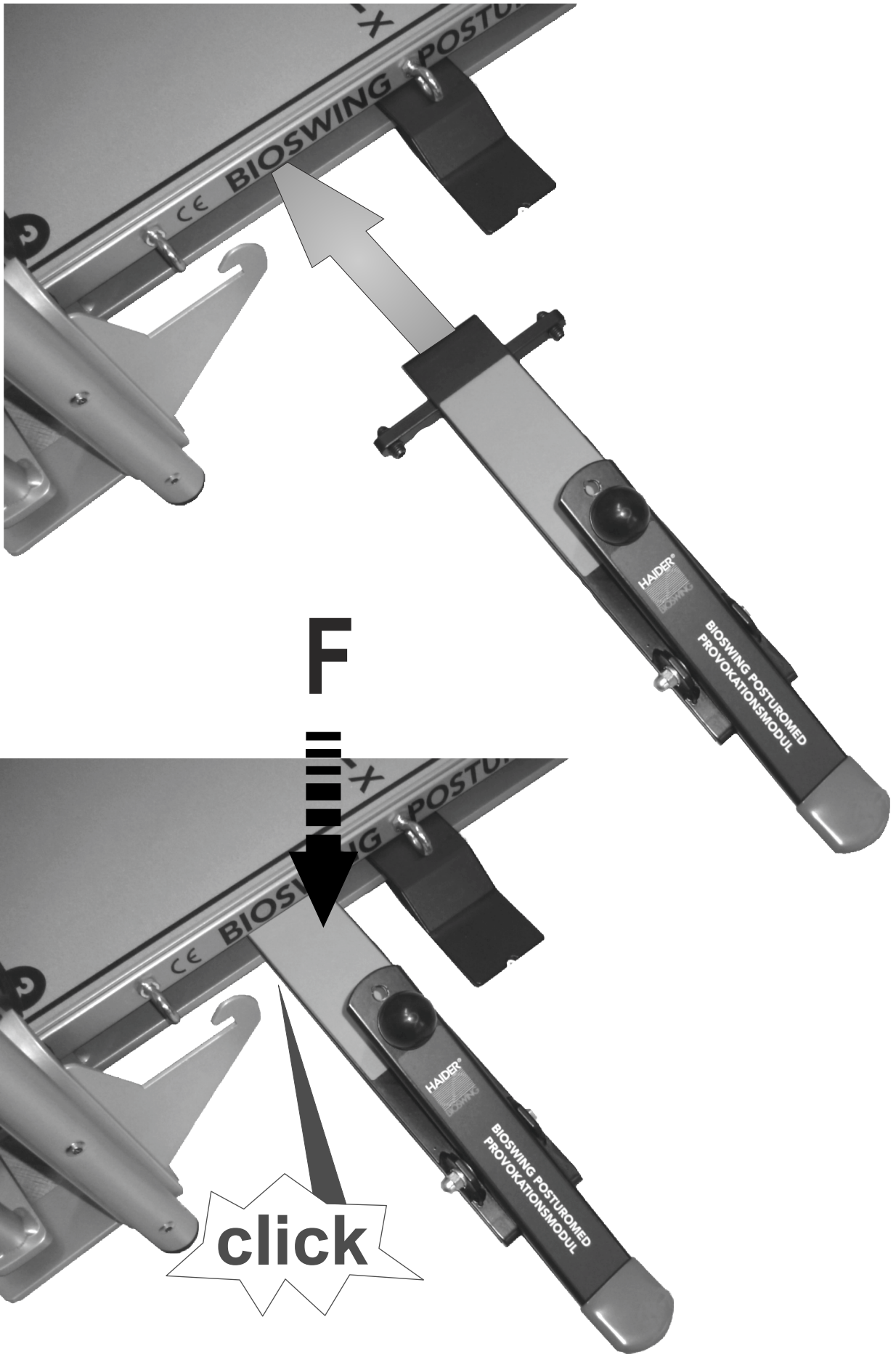
Abbildung in Originalgröße / illustrations shown in original size / image en dimension originale

1







4




5



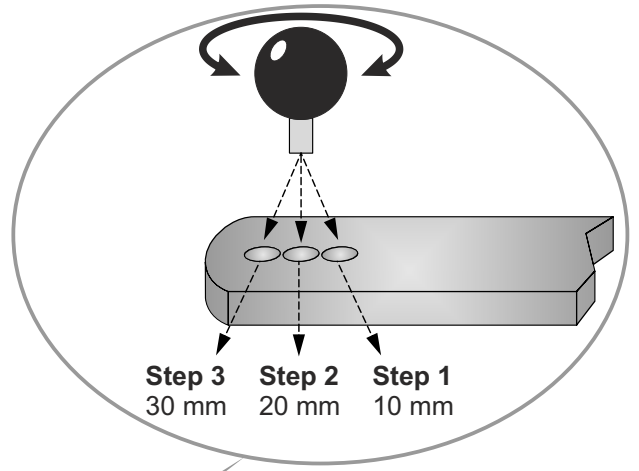
Bedienung der Provokationseinheit
Operation of the Provocation unit
Maniement l'unité de provocation

1. **Aktivieren der Provokationseinheit**
Activating of the Provocation unit
Activer l'unité de provocation

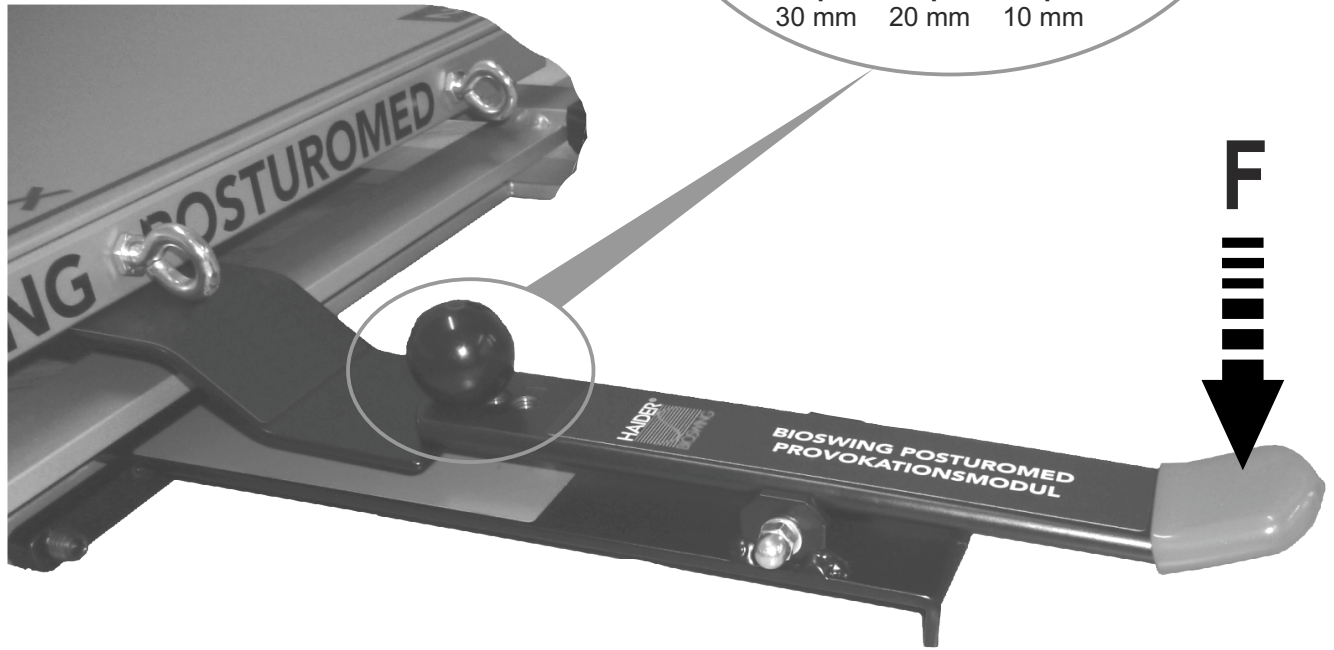


2.

Auslösen der Provokation
Release of the Provocation
Déclencher de la provocation



2.1



2.2



Stand: 09.12.2014
Technische Änderungen und Irrtümer vorbehalten
Date: 09.12.2014
Subject to technical changes and errors without notice
Situation au 09.12.2014
Sous réserve de modifications techniques et d'erreurs